
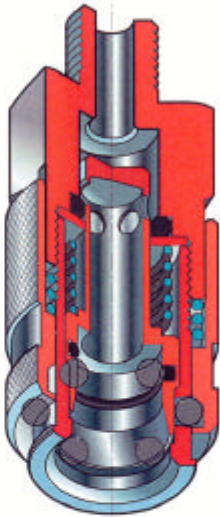


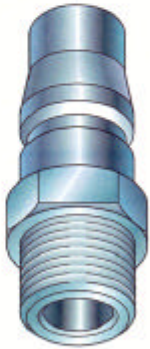





**Prese ed Innesti automatici per aria compressa profilo Giapponese**

	<b>Prese filetto Maschio</b>			
	RR.02.MJ	1/4 "		
	RR.03.MJ	3/8 "		
	RR.04.MJ	1/2 "		
	<b>Prese filetto Femmina</b>			
	RR.02.FJ	1/4 "		
	RR.03.FJ	3/8 "		
	<b>Prese per Tubo</b>			
	RR.02.CJ	Ø 6 mm		
	RR.03.CJ	Ø 8 mm		
	RR.04.CJ	Ø 10 mm		
	<b>Innesti filetto Maschio</b>			
	IR.02.MJ	1/4 "		
	IR.03.MJ	3/8 "		
	IR.04.MJ	1/2 "		
	<b>Innesti filetto Femmina</b>			
	IR.02.FJ	1/4 "		
	IR.03.FJ	3/8 "		
	<b>Innesti per Tubo</b>			
	IR.02.CJ	Ø 6 mm		
	IR.03.CJ	Ø 8 mm		
	IR.04.CJ	Ø 10 mm		